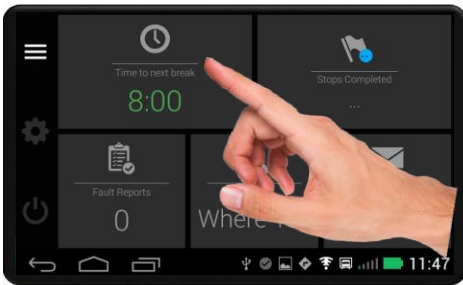


ELD - Roadside Inspection

Instruction Guide for Drivers and Roadside Inspectors

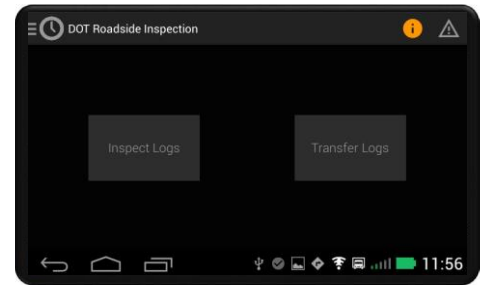
BEGIN ROADSIDE INSPECTION



1. Select **HOS** from the main menu.

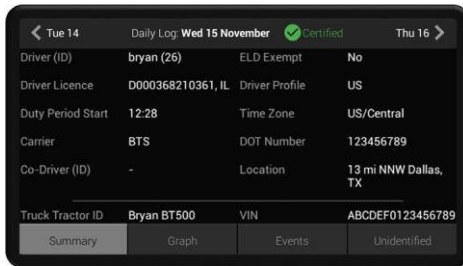


2. Slide out menu (left), and select **DOT Roadside Inspection**.

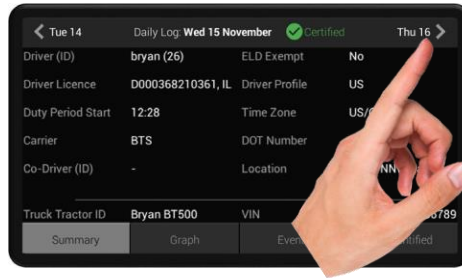


3. Choose either '**Inspect Logs**' or '**Transfer Logs**'.

INSPECT LOGS



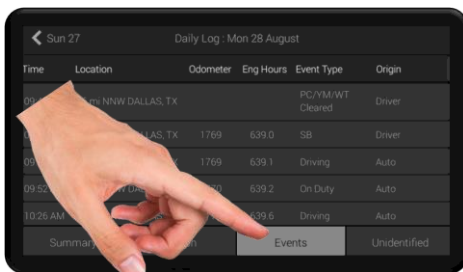
4.1 The initial view is the **HOS Daily Summary**.



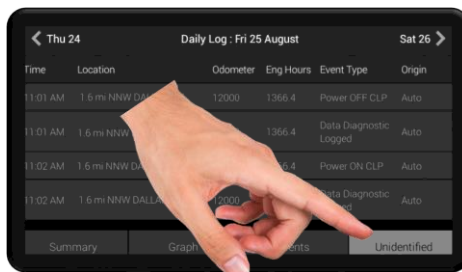
4.2 Use left / right arrows to change days.



4.3 Use bottom tab to navigate to the **RODS Graph**, or to additional logs.

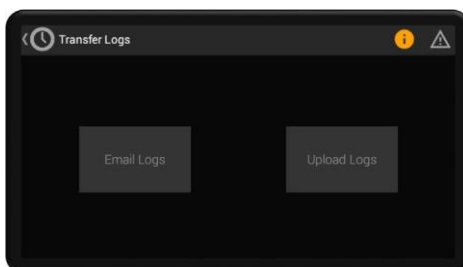


4.4 View **Events Log**.



4.5 View **Unidentified Events Log**.

TRANSFER LOGS - EMAIL / WEB SERVICES



5. Choose to transfer logs via email or web services.

